


E-Series InfraRed Camera (240 x 180 IR Resolution)

With on board Visual Camera, Wi-Fi, Picture-in-Picture, Thermal Fusion and Bright LED Light

- 0.045°C @ 30°C Thermal Sensitivity
- Bright LED Light
- Annotate Images with Voice
- Picture-in-Picture (Scalable)
- Thermal Fusion
- 3.5" Touch-Screen LCD Display
- 4X Continuous Zoom
- Area Min/Max/Average with Auto Hot/Cold Spot Marker
- Delta T - Differential Temperature



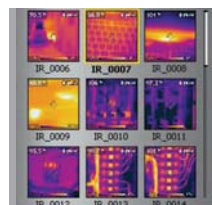
Thermal Fusion



Built-in Laser Pointer



Built-in Illuminator Light



Thumbnail Image Gallery




FLIR E50bx Features

- **High Resolution IR Images** — 43,200 pixels (240 x 180) Infrared resolution
- **Visible Light Digital Camera** — 3.1MP resolution with LED lamp provides sharp images regardless of lighting conditions
- **Insulation Alarm** — Detects areas that don't fulfill the insulation requirements
- **Humidit Alarm** — Displays areas with risk of surface condensation where mold growth could occur
- **Thermal Fusion** — Blending of thermal and digital images in real-time
- **Scalable Picture in Picture (PIP)** — Displays thermal image super-imposed over a digital image and is scalable to resize the thermal image
- **Bright LED Light** — Allows the visual camera and fusion to be used in poorly lit environments
- **Temperature Range** — From -4 to 248°F (-20 to 120°C) with ±2% accuracy targeting insulation, HVAC & building applications
- **Li-Ion Rechargeable Batter** — lasts >4hrs continuous use; replaceable
- **Laser LocatIR Pointer** — Pinpoints a reference spot with a laser
- **Laser Marker** — Marks the point on the IR displayed image as to where the Laser pointer is targeting
- **Wi-Fi Connectivit** — Sends images and data to mobile devices (ie iPhone® or iPad®) to share reports and critical information quickly
- **Area (Min/Max/Average) Mode** — Shows the Minimum, Maximum or Average Temperature reading within the selected area
- **Auto Hot/Cold Spot Marker** — Marks the area that automatically finds the hottest or coldest spot within the box
- **Voice Comment Recording and Text Annotation** — on images & can be integrated onto report
- **Wireless Communication** — Bluetooth® Transmitter with METERLiNK™
- **Includes** — Memory Card with adapter (stores >1000 Radiometric JPEG images), Li-Ion rechargeable battery, power supply, standard FLIR Tools software CD-ROM, USB cable, video cable, hand strap, camera lens cap, and hard case



Applications



Water Damage — Water leak on ceiling, wall, and roof top

Insulation — Energy Loss, Home Inspection, and HVAC

FLIR METERLINK feature frees the Thermographer from the manual process of collecting field data



Infrared cameras quickly locate moisture related problems



Collecting moisture readings on damaged surfaces and associating them with regions on an infrared image can be a complicated and cumbersome process





Manual data collection is time-consuming and prone to errors. METERLINK eliminates this problem by allowing the thermographer to quickly take moisture readings on a damaged surface and associate those readings with the corresponding targets stored in an infrared image

Software Packages

ti is a powerful software for creating compelling and professional, fully customized, easy-to-interpret reports in a standard MS Word Document. You can create a report by simply Dragging and Dropping your images on a desktop icon or using the Wizards to guide you step-by-step through the process. The saved document is a 'live' report with full access to the analysis tools and temperature measurement data. The reports can be multi-page and include all of your IR inspection data -infrared and visual images, temperature measurements, voice comments and text notes.

ti ft package specifically designed to carry out advanced analysis of building structures. It is used to analyze images taken with an infrared camera, and create inspection reports based on these images.

ti allows you to conveniently piece together normal sized images to create one large image for a wide angle view of the area being measured by using FLIR BuildIR or Reporter Software package



Scalable Picture-in-Picture

Allows for easier identification and interpretation of infrared images. This advanced technology enhances the value of an infrared image by allowing you to overlay it directly over the corresponding visible image. This functionality combines the benefits of both the infrared image and visual picture at the push of a button. The scalability feature permits you to resize the thermal image as needed on a large 3.5" color display.

Humidity Alarm

Displays building areas where surface condensation is present which shows a potential for mold growth

Insulation Alarm

Identifies insufficient insulation in building areas where insulation requirements are not met.

FLIR E50bx Specifications

Temperature range	-4°F to 248°F (-20°C to 120°C)
Image Storage	>1000 radiometric JPEG images (SD card memory)
Frame Rate	60Hz
Field of view/min focus distance	25° x 19°/1.31ft (0.4m)
Focus	Manual (Minimum focus distance 1.3ft/0.4m)
Thermal sensitivity (N.E.T.D)	<0.045°C at 30°C
Detector Type - Focal plane array (FPA) uncooled microbolometer	240 x 180 pixels
Spectral range	7.5 to 13µm
Display	Built-in 3.5" color LCD
Image modes	Thermal/Visual/Picture-in-Picture (Scalable)/Thermal Fusion
Image annotation	Voice (60 sec); Text comments
Video Lamp	Bright LED lamp
Laser Classification/Type	Class 2/Semiconductor AlGaInP Diode Laser: 1mW/635nm (red)
Set-up controls	Mode selector, color palettes, configure info to be shown in image, local adaptation of units, language, date and time formats, and image gallery
Measurement modes	3 Spotmeters (movable), 3 Area Boxes (full image with min/max/average), Auto hot/cold spot, Isotherm (above/below/interval), Delta-T
Measurement correction	Reflected ambient temperature & emissivity correction
Battery Type/operating time	Li-Ion/ >4 hours, Display shows battery status
Charging system	In camera AC adapter/2 bay charging system
Shock	25G, IEC 68-2-29
Vibration	2G, IEC 68-2-6
Dimensions/Weight	9.7x3.8x7.2" (246x97x184mm)<1.82lbs (825g), including battery
Warranty	2 years (Warranty extended to 2 years when the camera is registered)

Ordering Information

4 001-2501	FLIR E50bx Thermal Imaging InfraRed Camera (240x180)
1 52	Li-Ion Rechargeable Battery
10 84	AC Adapter Charger (110-240V, U.S. Plug)
11 64	Cigarette Lighter Adapter Kit, 12VDC (1.2m cable)
1 825	2-Bay Battery Charger including Power Supply (multi plugs)
1 1	FLIR Reporter Professional Analysis Software
1 8	BuildIR Software package
1 65	FLIR Tools Software package
1 26	Tripod Adapter
11 67	15° Telephoto Lens
11 60	45° Wide Angle Lens
	ITC Level I Certification Training per attendee
	Certification in Infrared Building Science per attendee (3.5 Day Class)
	Thermal Imaging for Residential Energy Audits Training per attendee (2 Day Class)
	Thermal Imaging for Residential Energy Audits Certification per attendee (4 Day Class)

Tel: 1.877.744.FLIR | www.extech.com/eseries

Specifications and prices subject to change without notice. Rev. 10/26/11-R1
Copyright © 2010 Exttech Instruments Corporation (A FLIR Company). All rights reserved including the right of reproduction in whole or in part in any form.

